



famarella®  
Decorative Porcelain Slab



# About

EN    Founded in 2019 in Sassuolo, Italy, Famarella emerged in response to the growing demand for personalized living spaces as more people spent time indoors. As a leading Italian OEM producer of decorative porcelain slabs, we believe every surface offers an opportunity to tell a unique story, evoke emotions, and enhance the ambiance of both residential and commercial spaces. Our commitment is to create surfaces that combine aesthetic beauty with practicality, meeting both emotional and functional needs, all while maintaining eco-friendly practices to minimize environmental impact.

Every product in this catalog is manufactured under license from Famarella Italy, a name synonymous with elegance and timeless craftsmanship. With a blend of Italian artistry and modern innovation, each piece reflects dedication, passion, and heritage, transforming ordinary spaces into extraordinary works of art. We continue to inspire creativity, bringing both beauty and quality into every interior, while staying true to our tradition of excellence.



# chi siamo

IT  


Fondata nel 2019 a Sassuolo, Italia, Famarella è nata in risposta alla crescente domanda di spazi interni personalizzati, poiché sempre più persone trascorrevano il loro tempo al chiuso. Come produttore OEM italiano leader di lastre decorative in porcellana, crediamo che ogni superficie offra un'opportunità per raccontare una storia unica, suscitare emozioni ed esaltare l'ambiente di spazi residenziali e commerciali. Il nostro impegno è creare superfici che combinano bellezza estetica e funzionalità, soddisfacendo sia le esigenze emotive che pratiche, il tutto mantenendo pratiche ecologiche per ridurre l'impatto ambientale.

Ogni prodotto in questo catalogo è realizzato su licenza di Famarella Italia, un nome sinonimo di eleganza e artigianato senza tempo. Con una fusione di arte italiana e innovazione moderna, ogni pezzo riflette dedizione, passione e patrimonio, trasformando gli spazi ordinari in opere d'arte straordinarie. Continuiamo a ispirare la creatività, portando bellezza e qualità in ogni interno, rimanendo fedeli alla nostra tradizione di eccellenza.

# Famarella showrooms

EN We proudly present our exclusive showrooms in Italy, located in two prestigious cities. Our Milan showroom, positioned in the heart of the fashion capital, showcases our finest collections with a focus on innovation and craftsmanship. In addition, our Sassuolo showroom reflects timeless elegance, embodying the rich heritage and sophistication of the Eternal City. Both locations comprehensively show our commitment to quality and design excellence.

IT Presentiamo con orgoglio i nostri showroom esclusivi in Italia, situati in due città prestigiose. Il nostro showroom di Milano, situato nel cuore della capitale della moda, mette in mostra le nostre collezioni più raffinate, con particolare attenzione all'innovazione e all'artigianato. Inoltre, il nostro showroom di Sassuolo riflette un'eleganza senza tempo, incarnando l'eredità e la raffinatezza della Città Eterna. Entrambe le sedi offrono una visione completa del nostro impegno per la qualità e l'eccellenza del design.

## Office Address

Piazzale Paolo Taggia 9int.9V Sassuolo 41049

## Famarella showroom at archiproduct

Via Tortona, 31, 20144 Milano MI, Italy






# Inspiration Symbol

Elevating Spaces with Artistry  
Ballerina Inspired Decorative Porcelain Slabs

EN Ballerina is the inspiration key, embodying the grace and poise that symbolize the harmony and elegance intrinsic to every Famarella project. Just as a ballerina meticulously refines each movement, we craft each decorative porcelain slab with precision and dedication. These slabs, akin to a dancer's captivating performance, serve as the canvas for your unique vision. Our mission is to elevate interior spaces to the level of artistry and beauty that reflects individuality, transforming them into exceptional expressions of design.

IT  La ballerina è la chiave di ispirazione, incarnando la grazia e l'eleganza che simboleggiano l'armonia e l'eleganza intrinseca a ogni progetto di Famarella. Proprio come una ballerina perfeziona meticolosamente ogni movimento, noi realizziamo ogni lastra decorativa in porcellana con precisione e dedizione. Queste lastre, simili alla performance affascinante di una ballerina, fungono da tela per la tua visione unica. La nostra missione è elevare gli spazi interni al livello dell'arte e della bellezza che riflette l'individualità, trasformandoli in eccezionali espressioni di design.




# Index

|    |                     |     |                           |
|----|---------------------|-----|---------------------------|
| 02 | About               |     | <b>Cement Look</b>        |
| 07 | Famarella showrooms | 89  | Level                     |
| 09 | Inspiration Symbol  |     | <b>Lumin Look</b>         |
| 17 | Products            | 105 | Lucent                    |
|    | <b>Marbles Look</b> | 111 | Sunray                    |
| 19 | Euphoria Gold       | 117 | Glare                     |
| 25 | Splendor            |     |                           |
| 31 | Labradorite         |     |                           |
| 37 | Versilia            | 123 | Design Your Dream         |
| 43 | Volcano             | 125 | Discover Your Style       |
| 49 | Angelite            | 129 | Select your own graphics  |
| 55 | Alba                | 131 | Technical Information     |
| 55 | Gold                | 132 | Technical Characteristics |
| 61 | Morganite           | 135 | Use And Maintenance       |
|    | <b>Stone Look</b>   | 136 | Packing                   |
| 67 | Altivo              | 137 | Technical Details         |
| 73 | Prestige            | 144 | Symbology                 |
| 79 | Essence             | 145 | Cleaning Products         |

Porcelain Tiles | 120x280 cm

# Marbles Look



Porcelain Tiles | 120x280 cm

# Stone Look




Porcelain Tiles | 120x280 cm

# Cement Look



Porcelain Tiles | 120x280 cm

# Lumin Look





Products



# Euphoria Gold



**Wall:** Euphoria Gold  
Polished | 120x280 cm  
Thickness: 6mm

**Floor:** Level Beige-grey  
Soft Matte | 120x280 cm  
Thickness: 6mm

EN Euphoria, reminiscent of Estremoz marble, is a luxurious polished product which presents a homogeneous surface with light gold details. Euphoria's elegant white background is adorned with dancing gold and blue shades fading into the misty backdrop. The milky soft surface of Euphoria creates a minimal and soothing sensation, while its crystalline texture adds depth to the design structure, making it a standout choice for architects and interior designers who are seeking to create graceful and harmonious interiors.



Wall: Euphoria Gold  
Polished | 120x280 cm  
Thickness: 6mm



IT  
🇮🇹

Euphoria si ispira al marmo di Estremoz ed è un prodotto lussuoso e brillante, con una superficie uniforme e dettagli dorati. Il suo elegante sfondo bianco è arricchito da delicate sfumature di oro e blu che sfumano in un'atmosfera nebbiosa. La superficie morbida e cremosa di Euphoria crea una sensazione di semplicità e tranquillità, mentre la texture cristallina aggiunge profondità al design. una scelta perfetta per architetti e designer d'interni che desiderano realizzare ambienti raffinati e armoniosi.

# Euphoria Gold

Product details, including thickness and shade, may vary.  
For more information, please contact our sales department.

## IMS2400L-P

Polished | 5 Faces

| Size       | Thickness | Weight<br>Crate | Sqm/<br>Piece | Kg/<br>Piece | Piece/<br>Crate | Sqm<br>Crate | Pallet/<br>Truck | Weight<br>Truck |
|------------|-----------|-----------------|---------------|--------------|-----------------|--------------|------------------|-----------------|
| 120x280 cm | 6mm       | 2,208           | 3.36          | 48           | 46              | 154.56       | 9                | 19,872          |



Wall: Euphoria Gold  
Polished | 120x280 cm  
Thickness: 6mm

Floor: Level light grey  
Natural | 120x280 cm  
Thickness: 6mm



# Splendor



**Wall:** Versilia  
Polished | 120x280 cm  
Thickness: 6mm

**Box:** Splendor  
Polished | 120x280 cm  
Thickness: 6mm

**Floor:** Versilia  
Natural | 120x280 cm  
Thickness: 6mm

**Counter:** Splendor  
Polished | 120x280 cm  
Thickness: 6mm


EN The elegance that lies behind the simplicity of this warm gray marble can satisfy the needs of discerning architects and designers seeking a unique product for various settings. Originating from Versace grey marble, Splendor's homogenous surface is enriched with a warm grey tone and misty golden veins. The polished surface of Splendor enhances its rich colors and intertwined details.



Furniture: Splendor  
Polished | 120x280 cm  
Thickness: 6mm

Floor: Versilia  
Polished | 120x280 cm  
Thickness: 6mm



IT  
 Splendor incarna l'eleganza che emerge dalla semplicità di questo marmo grigio caldo, perfetto per architetti e designer in cerca di qualcosa di unico per vari ambienti. Derivato dal marmo grigio Versace, Splendor presenta una superficie uniforme arricchita da sfumature di grigio caldo e da delicate venature dorate. La lucentezza della superficie mette in risalto i colori profondi e i dettagli intrecciati, conferendo un tocco di raffinatezza e originalità.

# Splendor

Product details, including thickness and shade, may vary.  
For more information, please contact our sales department.

## IMS2410L-P

Polished | 5 Faces

| Size       | Thickness | Weight<br>Crate | Sqm/<br>Piece | Kg/<br>Piece | Piece/<br>Crate | Sqm<br>Crate | Pallet/<br>Truck | Weight<br>Truck |
|------------|-----------|-----------------|---------------|--------------|-----------------|--------------|------------------|-----------------|
| 120x280 cm | 6mm       | 2,208           | 3.36          | 48           | 46              | 154.56       | 9                | 19,872          |



Wall: Splendor  
Polished | 120x280 cm  
Thickness: 6mm

Versilia  
Polished | 120x280 cm  
Thickness: 6mm

Floor: Versilia  
Polished | 120x280 cm  
Thickness: 6mm

Counter: Versilia  
Polished | 120x280 cm  
Thickness: 6mm



# Labradorite



**Wall:** Labradorite  
Polished | 120x280 cm  
Thickness: 6mm

**Floor:** Level Light Grey  
Matte | 60x120 cm  
Thickness: 9mm

EN Labradorite is a Canadian remarkable natural stone which is known for its healing and protective properties. Labradorite's legend talks about a warrior releasing the light trapped inside the stone. It captivates viewers with glowing highlights and an intricate texture containing dark veins and diagonal threads of blue shades. Green, gold, and brown hints subtly intermingle with the predominant ultramarine blue background. This product offers elegance and sophistication with a dynamic and luxurious look.



IT  


La Labradorite è una pietra naturale canadese davvero unica, famosa per le sue proprietà curative e protettive. La leggenda racconta di un guerriero che ha liberato la luce intrappolata dentro la pietra. Con i suoi riflessi brillanti e una superficie intricata, la Labradorite cattura lo sguardo con venature scure e sfumature diagonali di blu. Accenni di verde, oro e marrone si intrecciano armoniosamente con il blu oltremare predominante. Questo materiale offre un'eleganza sofisticata con un aspetto dinamico e lussuoso.

# Labradorite

Product details, including thickness and shade, may vary.  
For more information, please contact our sales department.

## IMS2415L-P

Polished | 5 Faces

| Size       | Thickness | Weight<br>Crate | Sqm/<br>Piece | Kg/<br>Piece | Piece/<br>Crate | Sqm<br>Crate | Pallet/<br>Truck | Weight<br>Truck |
|------------|-----------|-----------------|---------------|--------------|-----------------|--------------|------------------|-----------------|
| 120x280 cm | 6mm       | 2,208           | 3.36          | 48           | 46              | 154.56       | 9                | 19,872          |



Wall: Labradorite  
Polished | 120x280 cm  
Thickness: 6mm

Level Light Grey  
Soft Matte | 120x280 cm  
Thickness: 6mm

Floor: Level Light Grey  
Matte | 60x120 cm  
Thickness: 9mm



# Versilia



**Wall:** Versilia  
Polished | 120x280 cm  
Thickness: 6mm

**Floor:** Level Beige-Grey  
Soft Matte | 120x280 cm  
Thickness: 6mm

EN Versilia, inspired by the renowned Greek Volakas marble which is well known for its clear and white background, creates an ideal choice for establishing a light and tranquil ambiance in any space. The pristine white canvas is gracefully adorned with clear, sharp grey veins, creating an impressive aesthetic.



Wall: Versilia  
Polished | 120x280 cm  
Thickness: 6mm

Floor: Level Light Grey  
Natural | 120x280 cm  
Thickness: 6mm

Counter: Versilia  
Polished | 120x280 cm  
Thickness: 6mm

Altivo  
Natural | 120x280 cm  
Thickness: 6mm



IT  
Versilia si ispira al celebre marmo greco Volakas, noto per il suo sfondo chiaro e bianco, una scelta ideale per creare un'atmosfera leggera e tranquilla in qualsiasi ambiente. La superficie bianca immacolata è elegantemente decorata con sottili venature grigie, che conferiscono un'estetica impressionante.

# Versilia

Product details, including thickness and shade, may vary.  
For more information, please contact our sales department.

## IMS2420L-P/N

|                                | Size       | Thickness | Weight<br>Crate | Sqm/<br>Piece | Kg/<br>Piece | Piece/<br>Crate | Sqm<br>Crate | Pallet/<br>Truck | Weight<br>Truck |
|--------------------------------|------------|-----------|-----------------|---------------|--------------|-----------------|--------------|------------------|-----------------|
| Polished and Natural   5 Faces | 120x280 cm | 6mm       | 2,208           | 3.36          | 48           | 46              | 154.56       | 9                | 19,872          |



Wall: Versilia  
Polished | 120x280 cm  
Thickness: 6mm

Floor: Level Light Grey  
Natural | 120x280 cm  
Thickness: 6mm



# Volcano



**Wall:** Volcano  
Polished | 120x280 cm  
Thickness: 6mm

**Floor:** Prestige  
Natural | 120x280 cm  
Thickness: 6mm

EN Volcano captures the rough aesthetic nature of volcanic rock formations. Dynamic gold and brown veins carve their way through the texture, mimicking the flow of hot lava over rugged terrain. The polished surface enhances the rich colors and delicate details, adding refinement and depth to the design. The deep black background, interspersed with earthy tonalities, white veins, and warm colors, embodies both natural strength and artistic elegance.



Wall: Volcano  
Polished | 120x280 cm  
Thickness: 6mm

Alba Gold  
Polished | 120x280 cm  
Thickness: 6mm

Floor: Level Beige-Grey  
Soft Matte | 120x280 cm  
Thickness: 6mm



IT  
🇮🇹

Volcano rappresenta l'aspetto grezzo delle formazioni rocciose vulcaniche. Le venature dorate e marroni attraversano la superficie, richiamando il flusso della lava calda su terreni accidentati. La superficie lucida mette in risalto i colori intensi e i dettagli sottili, conferendo al design un tocco di eleganza e complessità. Lo sfondo nero profondo, arricchito da tonalità terrose, vene bianche e sfumature calde, unisce la forza naturale della pietra con un'eleganza artistica.

# Volcano

Product details, including thickness and shade, may vary.  
For more information, please contact our sales department.

## IMS2425L-P

Polished | 5 Faces

| Size       | Thickness | Weight<br>Crate | Sqm/<br>Piece | Kg/<br>Piece | Piece/<br>Crate | Sqm<br>Crate | Pallet/<br>Truck | Weight<br>Truck |
|------------|-----------|-----------------|---------------|--------------|-----------------|--------------|------------------|-----------------|
| 120x280 cm | 6mm       | 2,208           | 3.36          | 48           | 46              | 154.56       | 9                | 19,872          |



Wall: Volcano  
Natural | 120x280 cm  
Thickness: 6mm

Floor: Prestige  
Natural | 120x280 cm  
Thickness: 6mm



# Angelite



**Wall:** Angelite  
Polished | 120x280 cm  
Thickness: 6mm

**Floor:** Level Light Grey  
Soft Matte | 120x280 cm  
Thickness: 6mm


EN Angelite's attributes originate from Brazilian Quartzite, which is believed to have meditative uplifting energies. This design features interplaying blue hues amid white waves, reminding of clouds and ocean waves. The vivid crystals and ethereal spots add to its mesmerizing beauty. The blue tone in this product was developed exclusively to evoke a sense of serenity and sophistication. For discerning architects in search of uniqueness and exceptionality, Angelite offers an unparalleled choice.




Wall: Angelite  
Polished | 120x280 cm  
Thickness: 6mm

Euphoria Gold  
Polished | 120x280 cm  
Thickness: 6mm

Floor: Level Light Grey  
Soft Matte | 120x280 cm  
Thickness: 6mm



IT  Angelite trae ispirazione dal quarzite brasiliano, noto per le sue energie meditative e rinvigorenti. Questo design presenta sfumature di blu che si intrecciano con onde bianche, evocando immagini di nuvole e onde dell'oceano. I cristalli vivaci e i punti eterei arricchiscono la sua bellezza affascinante. Il tono di blu di questo prodotto è stato creato appositamente per trasmettere serenità e sofisticazione. Per architetti in cerca di unicità e originalità, Angelite è una scelta senza pari.

# Angelite

Product details, including thickness and shade, may vary.  
For more information, please contact our sales department.

## IMS2430L-P

Polished | 5 Faces

| Size       | Thickness | Weight<br>Crate | Sqm/<br>Piece | Kg/<br>Piece | Piece/<br>Crate | Sqm<br>Crate | Pallet/<br>Truck | Weight<br>Truck |
|------------|-----------|-----------------|---------------|--------------|-----------------|--------------|------------------|-----------------|
| 120x280 cm | 6mm       | 2,208           | 3.36          | 48           | 46              | 154.56       | 9                | 19,872          |



Wall: Angelite  
Polished | 120x280 cm  
Thickness: 6mm

Floor: Level Light Grey  
Soft Matte | 120x280 cm  
Thickness: 6mm



# Alba Gold



Wall: Alba gold  
Polished | 120x280 cm  
Thickness: 6mm


54

EN Alba gold is originated from Calacatta gold marble quarried primarily in Italy. This design owes its wonder and beauty to the unique gold veins and streaks flowing in various directions and creating a harmonious symphony of opulence. The hypnotizing reflection of light on the white background reminds of a snowy landscape that brings brilliance into the design. Alba Gold combines the classic essence of natural marble with modern attributes.

55



Wall: Alba gold  
Polished | 120x280 cm  
Thickness: 6mm



IT  
🇮🇹

Alba Gold proviene dal marmo Calacatta Gold, estratto principalmente in Italia. Questo design deve la sua bellezza unica alle venature dorate e alle striature che scorrono in diverse direzioni, creando una sinfonia armoniosa di opulenza. Il riflesso della luce sullo sfondo bianco ricorda un paesaggio innevato, aggiungendo brillantezza al design. Alba Gold fonde l'essenza classica del marmo naturale con caratteristiche moderne in modo elegante

# Alba Gold

Product details, including thickness and shade, may vary.  
For more information, please contact our sales department.

## IMS2435L-P

Polished | 5 Faces

| Size       | Thickness | Weight<br>Crate | Sqm/<br>Piece | Kg/<br>Piece | Piece/<br>Crate | Sqm<br>Crate | Pallet/<br>Truck | Weight<br>Truck |
|------------|-----------|-----------------|---------------|--------------|-----------------|--------------|------------------|-----------------|
| 120x280 cm | 6mm       | 2,208           | 3.36          | 48           | 46              | 154.56       | 9                | 19,872          |



Wall: Alba gold  
Polished | 120x280 cm  
Thickness: 6mm



# Morganite

**Wall:** Morganite  
Polished | 120x280 cm  
Thickness: 6mm

Versilia  
Polished | 120x280 cm  
Thickness: 6mm

**Floor:** Versilia  
Natural | 120x280 cm  
Thickness: 6mm




EN Morganite, inspired by the original Morganite gemstone which was first discovered in Madagascar. It embodies love, empathy, and compassion. Its intricate, interwoven veins traverse a soft pink canvas infused with warm golden shades, creating a delicate interplay of color and texture. This design merges opulence and softness, offering a refined elegance perfect for those seeking to infuse their spaces with romantic charm and the timeless appeal of Morganite. Its rich and gentle character makes it ideal for creating an atmosphere of understated luxury and sophisticated beauty.



Wall: Morganite  
Polished | 120x280 cm  
Thickness: 6mm

Floor: Level Light Grey  
Soft Matte | 120x280 cm  
Thickness: 6mm



IT  Morganite è ispirato al gemma di Morganite scoperta per la prima volta in Madagascar. Rappresenta l'amore, l'empatia e la compassione. Le sue venature intricate e intrecciate si stagliano su uno sfondo rosa chiaro, arricchito da sfumature dorate calde, creando un delicato gioco di colore e texture. Questo design combina opulenza e morbidezza, offrendo un'eleganza raffinata perfetta per chi desidera arricchire i propri spazi con un fascino romantico e l'attrattiva senza tempo della Morganite. Il suo carattere ricco e delicato è ideale per creare un'atmosfera di lusso discreto e bellezza sofisticata.


# Morganite

Product details, including thickness and shade, may vary.  
For more information, please contact our sales department.

## IMS2450L-P

Polished | 5 Faces

| Size       | Thickness | Weight<br>Crate | Sqm/<br>Piece | Kg/<br>Piece | Piece/<br>Crate | Sqm<br>Crate | Pallet/<br>Truck | Weight<br>Truck |
|------------|-----------|-----------------|---------------|--------------|-----------------|--------------|------------------|-----------------|
| 120x280 cm | 6mm       | 2,208           | 3.36          | 48           | 46              | 154.56       | 9                | 19,872          |



Wall: Morganite  
Polished | 120x280 cm  
Thickness: 6mm

Versilia  
Polished | 120x280 cm  
Thickness: 6mm

Floor: Versilia  
Natural | 120x280 cm  
Thickness: 6mm



# Altivo

**Wall:** Altivo  
Natural | 120x280 cm  
Thickness: 6mm

**Counter:**  
Altivo  
Thickness: 6mm

**Floor:** Versilia  
Polished | 120x280 cm  
Thickness: 6mm



EN Originating from Jordan Grey stone, Altivo evokes a sense of authenticity and perfection. The intricate veins combined with the neutral color of this design catch the eye from a distance, inviting the viewer to come closer and engage in the experience. The grey color in this product encompasses a sense of depth and strength. this product plays a vital role in perfecting the style and elements of any environment.




Wall: Altivo  
Natural | 120x280 cm  
Thickness: 6mm

Versilia  
Polished | 120x280 cm  
Thickness: 6mm

Floor: Level Light Grey  
Soft Matte | 120x280 cm  
Thickness: 6mm



IT  Altivo proviene dalla pietra Jordan Grey e trasmette un senso di autenticità e perfezione. Le venature dettagliate e il colore neutro di questo design attirano lo sguardo anche da lontano, invitando a un'osservazione più ravvicinata per apprezzarne ogni sfumatura. Il grigio di questo prodotto esprime profondità e forza, giocando un ruolo fondamentale nel valorizzare lo stile e gli elementi di qualsiasi ambiente.

# Altivo

Product details, including thickness and shade, may vary.  
For more information, please contact our sales department.

## IMS2445L-N

Natural | 5 Faces

| Size       | Thickness | Weight<br>Crate | Sqm/<br>Piece | Kg/<br>Piece | Piece/<br>Crate | Sqm<br>Crate | Pallet/<br>Truck | Weight<br>Truck |
|------------|-----------|-----------------|---------------|--------------|-----------------|--------------|------------------|-----------------|
| 120x280 cm | 6mm       | 2,208           | 3.36          | 48           | 46              | 154.56       | 9                | 19,872          |



Wall: Altivo  
Natural | 120x280 cm  
Thickness: 6mm

Floor: Versilia  
Polished | 120x280 cm  
Thickness: 6mm



# Prestige

**Wall:** Prestige  
Natural | 120x280 cm  
Thickness: 6mm

**Floor:** Level Beige-Grey  
Soft Matte | 120x280 cm  
Thickness: 6mm

**Counter:** Prestige  
Natural | 120x280 cm  
Thickness: 6mm



EN Prestige is Inspired by the ancient fossil stones which have shaped the earth's crust over millions of years. This product offers a glimpse into the past, telling the story of prehistoric marine life and creating the sense of timelessness in the present. Its intricate patterns suggest a sense of movement, akin to gentle traces of water flow preserved over millennia. The texture provides both visual and tactile engagement. The soft, earthy tones and organic features make a connection to nature's history with a touch of refined artistry. Prestige is more than just a surface—it's a statement of timeless beauty and hidden majesty.



Wall: Prestige  
Natural | 120x280 cm  
Thickness: 6mm

Floor: Level Light Grey  
Soft Matte | 120x280 cm  
Thickness: 6mm



IT  
🇮🇹

Prestige è ispirato alle antiche pietre fossili che hanno modellato la crosta terrestre nel corso di milioni di anni. Questo prodotto offre uno sguardo al passato, raccontando la storia della vita marina preistorica e creando un senso di eternità nel presente. I suoi motivi intricati suggeriscono un senso di movimento, simile alle tracce delicate del flusso d'acqua conservate nel corso dei millenni. La texture coinvolge sia visivamente che tattilmente. Le tonalità morbide e terrose e le caratteristiche organiche stabiliscono un legame con la storia della natura, con un tocco di raffinata arte. Prestige è più di una semplice superficie—è una dichiarazione di bellezza eterna e maestà nascosta.

# Prestige

Product details, including thickness and shade, may vary.  
For more information, please contact our sales department.

# Reception

## IMS2500I-N

Natural | 5 Faces

| Size       | Thickness | Weight<br>Crate | Sqm/<br>Piece | Kg/<br>Piece | Piece/<br>Crate | Sqm<br>Crate | Pallet/<br>Truck | Weight<br>Truck |
|------------|-----------|-----------------|---------------|--------------|-----------------|--------------|------------------|-----------------|
| 120x280 cm | 6mm       | 2,208           | 3.36          | 48           | 46              | 154.56       | 9                | 19,872          |

|       |                                                    |        |                                                               |          |                                                    |
|-------|----------------------------------------------------|--------|---------------------------------------------------------------|----------|----------------------------------------------------|
| Wall: | Prestige<br>Natural   120x280 cm<br>Thickness: 6mm | Floor: | Level Beige-Grey<br>Soft Matte   120x280 cm<br>Thickness: 6mm | Counter: | Prestige<br>Natural   120x280 cm<br>Thickness: 6mm |
|-------|----------------------------------------------------|--------|---------------------------------------------------------------|----------|----------------------------------------------------|



# Essence

**Wall:** Essence Light Grey  
Natural | 120x280 cm  
Thickness: 6mm

Essence Grey  
Natural | 120x280 cm  
Thickness: 6mm

**Floor:** Essence Light Grey  
Natural | 120x280 cm  
Thickness: 6mm



EN The tangled woven pattern in the texture of Essence brings a sense of wholeness and flow. This product features a visual relief texture that is appealing to touch. Essence satisfies the needs of modern tastes that prefer simplicity and creativity simultaneously. Essence is available in three exquisite tonalities: Light Grey, Grey, and Anthracite, each offering a unique palette to elevate the aesthetic of the space.



Wall: Essence Grey  
Natural | 120x280 cm  
Thickness: 6mm

Floor: Essence Light Grey  
Natural | 120x280 cm  
Thickness: 6mm



IT  
🇮🇹

Essence offre un motivo intrecciato che evoca un senso di completezza e continuità. La sua texture visivamente interessante è anche piacevole al tatto. Questo prodotto soddisfa chi cerca un equilibrio tra semplicità e creatività. Essence è disponibile in tre tonalità raffinate: Grigio Chiaro, Grigio e Antracite, ognuna delle quali arricchisce l'estetica dello spazio con un tocco unico.

# Essence Light Grey

Product details, including thickness and shade, may vary.  
For more information, please contact our sales department.

## IMS2510L-N

Natural | 5 Faces

| Size       | Thickness | Weight<br>Crate | Sqm/<br>Piece | Kg/<br>Piece | Piece/<br>Crate | Sqm<br>Crate | Pallet/<br>Truck | Weight<br>Truck |
|------------|-----------|-----------------|---------------|--------------|-----------------|--------------|------------------|-----------------|
| 120x280 cm | 6mm       | 2,208           | 3.36          | 48           | 46              | 154.56       | 9                | 19,872          |



Wall: Essence Light Grey  
Natural | 120x280 cm  
Thickness: 6mm

Essence Grey  
Natural | 120x280 cm  
Thickness: 6mm

Floor: Essence Light Grey  
Natural | 120x280 cm  
Thickness: 6mm

# Essence Grey

Product details, including thickness and shade, may vary.  
For more information, please contact our sales department.

## IMS2515L-N

Natural | 5 Faces

| Size       | Thickness | Weight<br>Crate | Sqm/<br>Piece | Kg/<br>Piece | Piece/<br>Crate | Sqm<br>Crate | Pallet/<br>Truck | Weight<br>Truck |
|------------|-----------|-----------------|---------------|--------------|-----------------|--------------|------------------|-----------------|
| 120x280 cm | 6mm       | 2,208           | 3.36          | 48           | 46              | 154.56       | 9                | 19,872          |



Wall: Essence Grey  
Natural | 120x280 cm  
Thickness: 6mm

Essence Anthracite  
Natural | 120x280 cm  
Thickness: 6mm

Floor: Essence Light Grey  
Natural | 120x280 cm  
Thickness: 6mm

# Essence Anthracite

Product details, including thickness and shade, may vary.  
For more information, please contact our sales department.

## IMS2520L-N

Natural | 5 Faces

| Size       | Thickness | Weight<br>Crate | Sqm/<br>Piece | Kg/<br>Piece | Piece/<br>Crate | Sqm<br>Crate | Pallet/<br>Truck | Weight<br>Truck |
|------------|-----------|-----------------|---------------|--------------|-----------------|--------------|------------------|-----------------|
| 120x280 cm | 6mm       | 2,208           | 3.36          | 48           | 46              | 154.56       | 9                | 19,872          |



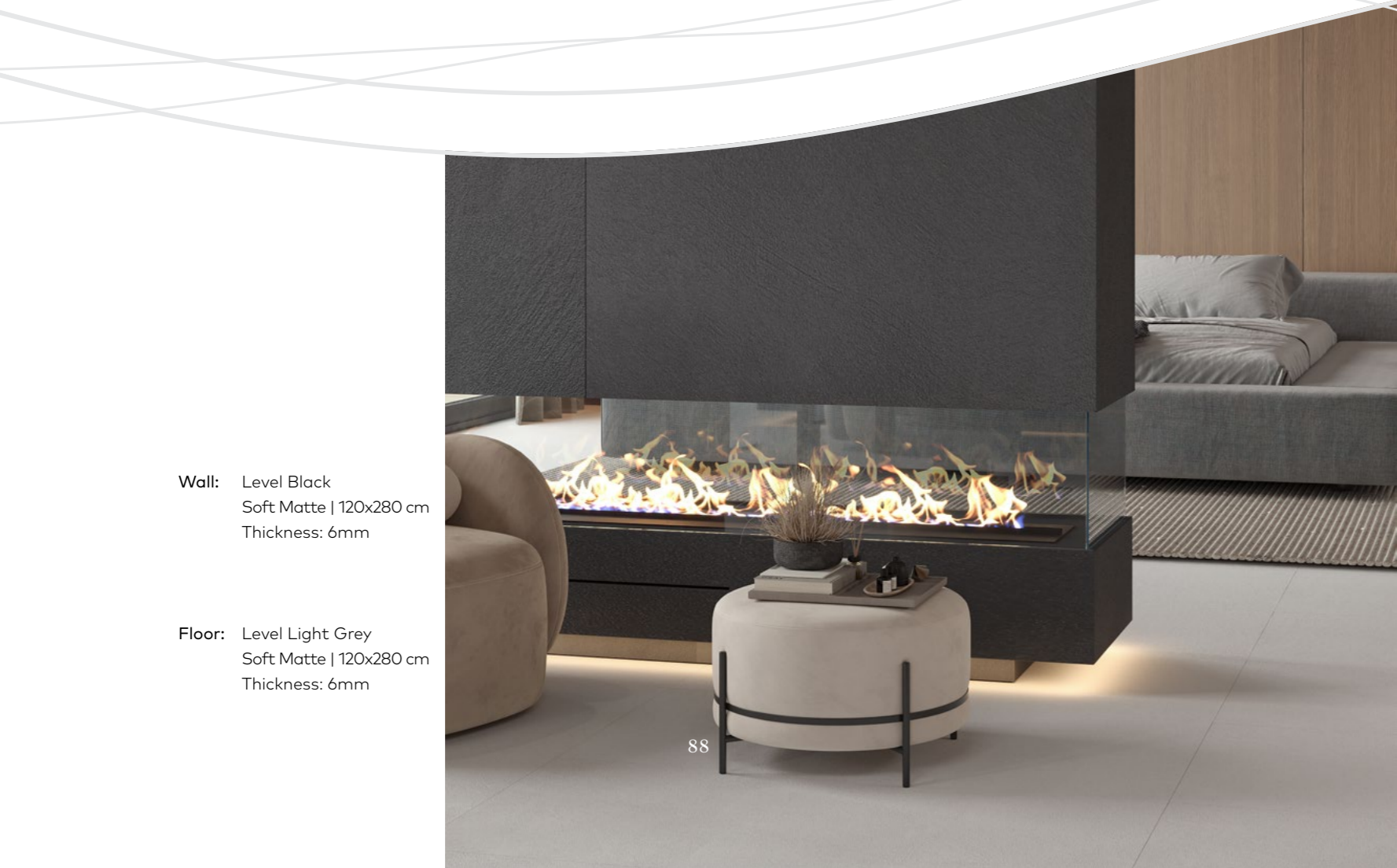
Wall: Essence Anthracite  
Natural | 120x280 cm  
Thickness: 6mm

Essence Light Grey  
Natural | 120x280 cm  
Thickness: 6mm

Floor: Essence Light Grey  
Natural | 120x280 cm  
Thickness: 6mm



# Level



**Wall:** Level Black  
Soft Matte | 120x280 cm  
Thickness: 6mm


**Floor:** Level Light Grey  
Soft Matte | 120x280 cm  
Thickness: 6mm

EN Level evokes the modern appeal of homogeneous concrete surfaces. Its uniform warm grey tone, enhanced by subtle trowel traces, resonates with refined contemporary aesthetics. Additionally, Level features an elaborate rough texture resembling a natural concrete relief. Available in five sophisticated shades—Light Grey, Grey, Dark Grey, Beige Grey, and Black—Level offers a unique backdrop for any space, giving it an everlasting fashionable look.



**Wall:** Level Light Grey  
Soft Matte | 120x280 cm  
Thickness: 6mm

**Floor:** Level Light Grey  
Soft Matte | 120x280 cm  
Thickness: 6mm



IT  
🇮🇹

Level evoca el atractivo moderno de las superficies de concreto homogéneo. Su tono gris cálido uniforme, realizado por sutiles marcas de llana, resuena con una estética contemporánea refinada. Además, Level presenta una textura rugosa elaborada que imita un relieve de concreto natural. Disponible en cinco tonos sofisticados—Gris Claro, Gris, Gris Oscuro, Gris Beige y Negro—Level ofrece un telón de fondo único para cualquier espacio, dándole un aspecto eternamente elegante.

# Level Light Grey

Product details, including thickness and shade, may vary.  
For more information, please contact our sales department.

## IMS2375L-M

Soft Matte | 5 Faces

| Size       | Thickness | Weight<br>Crate | Sqm/<br>Piece | Kg/<br>Piece | Piece/<br>Crate | Sqm<br>Crate | Pallet/<br>Truck | Weight<br>Truck |
|------------|-----------|-----------------|---------------|--------------|-----------------|--------------|------------------|-----------------|
| 120x280 cm | 6mm       | 2,208           | 3.36          | 48           | 46              | 154.56       | 9                | 19,872          |



Floor: Level Light Grey  
Soft Matte | 120x280 cm  
Thickness: 6mm

# Level Grey

Product details, including thickness and shade, may vary.  
For more information, please contact our sales department.

## IMS2380L-M

Soft Matte | 5 Faces

| Size       | Thickness | Weight<br>Crate | Sqm/<br>Piece | Kg/<br>Piece | Piece/<br>Crate | Sqm<br>Crate | Pallet/<br>Truck | Weight<br>Truck |
|------------|-----------|-----------------|---------------|--------------|-----------------|--------------|------------------|-----------------|
| 120x280 cm | 6mm       | 2,208           | 3.36          | 48           | 46              | 154.56       | 9                | 19,872          |



Floor: Level Grey  
Soft Matte | 120x280 cm  
Thickness: 6mm

Wall: Level Grey  
Soft Matte | 120x280 cm  
Thickness: 6mm

Level Dark Grey  
Soft Matte | 120x280 cm  
Thickness: 6mm

# Level Beige-Grey

Product details, including thickness and shade, may vary.  
For more information, please contact our sales department.

## IMS2385L-M

Soft Matte | 5 Faces

| Size       | Thickness | Weight<br>Crate | Sqm/<br>Piece | Kg/<br>Piece | Piece/<br>Crate | Sqm<br>Crate | Pallet/<br>Truck | Weight<br>Truck |
|------------|-----------|-----------------|---------------|--------------|-----------------|--------------|------------------|-----------------|
| 120x280 cm | 6mm       | 2,208           | 3.36          | 48           | 46              | 154.56       | 9                | 19,872          |



Floor: Level Beige-Grey  
Soft Matte | 120x280 cm  
Thickness: 6mm

# Level Dark Grey

Product details, including thickness and shade, may vary.  
For more information, please contact our sales department.

## IMS2390L-M

Soft Matte | 5 Faces

| Size       | Thickness | Weight<br>Crate | Sqm/<br>Piece | Kg/<br>Piece | Piece/<br>Crate | Sqm<br>Crate | Pallet/<br>Truck | Weight<br>Truck |
|------------|-----------|-----------------|---------------|--------------|-----------------|--------------|------------------|-----------------|
| 120x280 cm | 6mm       | 2,208           | 3.36          | 48           | 46              | 154.56       | 9                | 19,872          |



Floor: Level Light Grey  
Soft Matte | 120x280 cm  
Thickness: 6mm

Wall: Level Dark Grey  
Soft Matte  
Thickness: 6mm

# Level Black

Product details, including thickness and shade, may vary.  
For more information, please contact our sales department.

## IMS2395L-M

Soft Matte | 5 Faces

| Size       | Thickness | Weight<br>Crate | Sqm/<br>Piece | Kg/<br>Piece | Piece/<br>Crate | Sqm<br>Crate | Pallet/<br>Truck | Weight<br>Truck |
|------------|-----------|-----------------|---------------|--------------|-----------------|--------------|------------------|-----------------|
| 120x280 cm | 6mm       | 2,208           | 3.36          | 48           | 46              | 154.56       | 9                | 19,872          |




Floor: Level Light Grey  
Soft Matte | 120x280 cm  
Thickness: 6mm

Wall: Level Black  
Soft Matte | 120x280 cm  
Thickness: 6mm

# Lumin Look

EN Lumin is a symphony of light, where every beam and shadow weaves a narrative of warmth, reflection, and serenity. This collection captures the ethereal dance of light as it graces surfaces .Light is more than illumination; it is the exact essence that breathes meaning into life, whispering tales of tranquility, connection, and timeless beauty through its gentle embrace.

IT  Lumin è una sinfonia di luce, dove ogni raggio e ombra tessono una narrazione di calore, riflessione e serenità. Questa collezione cattura la danza eterea della luce mentre adorna le superfici. La luce è più di una semplice illuminazione; è l'essenza stessa che dà significato alla vita, sussurrando racconti di tranquillità, connessione e bellezza senza tempo attraverso il suo abbraccio delicato.



# Lucent



Wall: Lucent  
Natural Evo-dry  
120x280 cm  
Thickness: 6mm

EN Lucent emerged from the Lumin collection, where the transparency of glass unveils gentle whispers of the world beyond. Light and the verdant leaves dance gracefully through the refraction, creating a symphony of movement and color, as each ray bends to reveal the delicate green beneath, casting fleeting patterns of life and nature's beauty. Lucent with the Evodry effect, resonates deeply with those who seek a harmonious blend of elegance and the soft glow of light.



Wall: Lucent  
Natural Evo-dry  
120x280 cm  
Thickness: 6mm

Floor: Essence Light Grey  
Natural | 120x280 cm  
Thickness: 6mm



IT  
🇮🇹

Lucent nasce dalla collezione Lumin, dove la trasparenza del vetro rivela sottili sussurri del mondo che c'è oltre. La luce e le foglie verdi danzano elegantemente attraverso la rifrazione, creando una sinfonia di movimento e colore. Ogni raggio di luce si piega per svelare il delicato verde sottostante, proiettando schemi effimeri di vita e bellezza naturale. Con l'effetto Evodry, Lucent si armonizza perfettamente con chi cerca un equilibrio tra eleganza e una dolce luminosità.

# Lucent

Product details, including thickness and shade, may vary.  
For more information, please contact our sales department.

## IMS2215L-N

Natural Evo-dry | 2 Faces  
Cross Match

| Size       | Thickness | Weight<br>Crate | Sqm/<br>Piece | Kg/<br>Piece | Piece/<br>Crate | Sqm<br>Crate | Pallet/<br>Truck | Weight<br>Truck |
|------------|-----------|-----------------|---------------|--------------|-----------------|--------------|------------------|-----------------|
| 120x280 cm | 6mm       | 2,208           | 3.36          | 48           | 46              | 154.56       | 9                | 19,872          |



Wall: Lucent  
Natural Evo-dry  
120x280 cm  
Thickness: 6mm



# Sunray



**Wall:** Sunray  
Carving - Natural  
120x280 cm  
Thickness: 6mm

**Floor:** Level Beige-Grey  
Soft Matte | 120x280 cm  
Thickness: 6mm

EN Sunray, a radiant piece of the Lumin collection, It captures the quiet poetry of sunlight as it casts its tender shadows, creating a moment of stillness among the bustle of urban life and invites you to experience the quiet elegance of light in its purest. Sunray enhanced with evodry effect, encourages you to pause and embrace the quiet moments where light and shadow converse in a gentle movement.



Wall: Sunray  
Carving - Natural  
120x280 cm  
Thickness: 6mm

Floor: Level Dark Grey  
Soft Matte | 120x280 cm  
Thickness: 6mm



IT  
🇮🇹 Sunray, un pezzo radiante della collezione Lumin, cattura la poesia silenziosa della luce solare mentre proietta ombre tenere, creando un momento di calma nel caos della vita urbana e invitandoti a sperimentare l'eleganza tranquilla della luce nella sua forma più pura. Sunray, arricchito con l'effetto Evodry, ti incoraggia a fermarti e ad abbracciare i momenti silenziosi in cui luce e ombra conversano in un movimento delicato.

# Sunray

Product details, including thickness and shade, may vary.  
For more information, please contact our sales department.

## IMS2210L-N

Carving - Natural | 2 Faces  
Cross Match

| Size       | Thickness | Weight<br>Crate | Sqm/<br>Piece | Kg/<br>Piece | Piece/<br>Crate | Sqm<br>Crate | Pallet/<br>Truck | Weight<br>Truck |
|------------|-----------|-----------------|---------------|--------------|-----------------|--------------|------------------|-----------------|
| 120x280 cm | 6mm       | 2,208           | 3.36          | 48           | 46              | 154.56       | 9                | 19,872          |

Wall: Sunray  
Carving - Natural  
120x280 cm  
Thickness: 6mm



# Glare



**Wall:** Glare  
Natural Evo-dry  
120x280 cm  
Thickness: 6mm

**Floor:** Level Beige-Grey  
Soft Matte | 120x280 cm  
Thickness: 6mm

116


EN Glare is an artwork inspired by a sea-shell installation and nature's allure within the Lumin collection. Glare serves as an abstract window, an artistic interpretation of light passing through the leaves, where nature gracefully enters your interior space.

117



Wall: Glare  
Natural Evo-dry  
120x280 cm  
Thickness: 6mm

Floor: Level Beige-Grey  
Soft Matte | 120x280 cm  
Thickness: 6mm



IT Glare è un'opera ispirata a un'installazione di conchiglie e al fascino della natura, parte della collezione Lumin. Funziona come una finestra astratta, interpretando artisticamente la luce che filtra tra le foglie, permettendo alla natura di entrare con eleganza nel tuo spazio interno.

# Glare

Product details, including thickness and shade, may vary.  
For more information, please contact our sales department.

## IMS2205L-N

Natural Evo-dry | 3 Faces  
Cross Match

| Size       | Thickness | Weight<br>Crate | Sqm/<br>Piece | Kg/<br>Piece | Piece/<br>Crate | Sqm<br>Crate | Pallet/<br>Truck | Weight<br>Truck |
|------------|-----------|-----------------|---------------|--------------|-----------------|--------------|------------------|-----------------|
| 120x280 cm | 6mm       | 2,208           | 3.36          | 48           | 46              | 154.56       | 9                | 19,872          |



Wall: Glare  
Natural Evo-dry  
120x280 cm  
Thickness: 6mm

Floor: Level Beige-Grey  
Soft Matte | 120x280 cm  
Thickness: 6mm




Design Your  
Dream






# Discover Your Style


EN Embark on an unparalleled journey through the essence of Italian artistry. By Design Your Dream service Famarella presents a realm where luxury porcelain slabs not only define elegance, but transcend imagination. Step into a world meticulously crafted in Italy, where opulence meets innovation with no boundaries.

IT  Parti per un viaggio senza paragoni attraverso l'essenza dell'arte italiana. Con il servizio "Design Your Dream", Famarella presenta un regno in cui le lussuose lastre di gres porcellanato non solo definiscono l'eleganza, ma trascendono l'immaginazione. Entra in un mondo meticolosamente realizzato in Italia, dove l'opulenza si unisce all'innovazione senza limiti.

EN Embrace digital potential, shape a limitless future  
Harness the full potential of cutting-edge digital technologies.  
Through Design your dream, you can bring your personality to life,  
giving form to numerous and innovative decorative concepts across  
a diverse range of surfaces and formats. From spacious large slabs  
that create captivating visual cohesion, to more petite dimensions  
intricate designs that form charming aesthetic compositions.

IT Abbraccia il potenziale digitale, plasmando un futuro senza limiti  
Sfrutta appieno il potenziale delle tecnologie digitali all'avanguardia.  
Attraverso ““Design Your Dream””, puoi dar vita alla tua personalità,  
dando forma a numerosi e innovativi concetti decorativi su una vasta  
gamma di superfici e formati. Dalle ampie lastre che creano una  
suggestiva coesione visiva, a dimensioni più ridotte e intricati design  
che compongono affascinanti composizioni estetiche.






# Select your own graphics

EN    Diverse options, yet equally breathtaking outcomes  
Design your dream, and open the door to endless creativity. You can sculpt your imagination with elevated resolution and variability. When working on each unique graphic, there is endless potential for creative evolution, with a wide spectrum of color and detail choices available to achieve the utmost level of personalization, all while upholding our consistently exceptional execution and creative outcomes.

IT    Scegli le tue grafiche personalizzate  
Opzioni diverse, ma risultati altrettanto mozzafiato  
Design Your Dream, apri la porta alla creatività infinita. Puoi scolpire la tua immaginazione con una risoluzione elevata e una variabilità senza limiti. Lavorando su ciascuna grafica unica, c'è un potenziale infinito per l'evoluzione creativa, con una vasta gamma di scelte di colore e dettaglio disponibili per raggiungere il massimo livello di personalizzazione, il tutto nel rispetto della nostra costante esecuzione eccezionale e dei risultati creativi.



# Technical Information

# Technical Characteristics

| CHARACTERISTICS                                                         | Annex G Group Bla                               |              | Test Method    | Famarella Test Result |
|-------------------------------------------------------------------------|-------------------------------------------------|--------------|----------------|-----------------------|
|                                                                         | Requirments for normal size n >15cm             |              |                |                       |
| DIMENSIONS AND SURFACE QUALITY                                          |                                                 |              |                |                       |
| Length and width (cm )                                                  | ±0.6%                                           | max ±2mm     | EN ISO 10545-2 | Affirmative           |
| Thickness                                                               | +5%                                             | max ±0.5mm   | EN ISO 10545-2 | Affirmative           |
| Rectangularity                                                          | ±0.5%                                           | max ±2mm     | EN ISO 10545-2 | Affirmative           |
| Straightness of sides                                                   | ±0.5%                                           | max ±1.5mm   | EN ISO 10545-2 | Affirmative           |
| Length and width (cm )                                                  | N >15cm ±0.6%                                   | max ±2mm     | EN ISO 10545-2 | Affirmative           |
| Thickness                                                               | ±5%                                             | max ±0.5mm   | EN ISO 10545-2 | Affirmative           |
| Rectangularity                                                          | ±0.5%                                           | max ±2mm     | EN ISO 10545-2 | Affirmative           |
| Straightness of sides                                                   | ±0.5%                                           | max ±1.5mm   | EN ISO 10545-2 | Affirmative           |
| Surface flatness                                                        | ±0.5%                                           | max ±2mm     | EN ISO 10545-2 | Affirmative           |
| SURFACE FLATNESS                                                        |                                                 |              |                |                       |
| a) Center curvature ,related to diagonal calculated from the work sizes | +0.5%                                           | max ±2mm     | EN ISO 10545-2 | Affirmative           |
| b) Edge curvature, related to the corresponding work size               | ±0.5%                                           | max ±2mm     | EN ISO 10545-2 | Affirmative           |
| c) Warpage, related to diagonal calculated from the work size           | ±0.5%                                           | max ±2mm     | EN ISO 10545-2 | Affirmative           |
| PHYSICAL PROPERTIES                                                     |                                                 |              |                |                       |
| Water absorption (in %by mass )                                         | E <0.5%Individual                               | Maximum 0.6% | EN ISO 10545-3 | Affirmative           |
| BREAKING STRENGTH (N )for Thickness ≥7.5mm                              | Not Less Than 1300N                             |              | EN ISO 10545-4 | Affirmative           |
| Flexural tensile strength or Modulus of rupture (N /mm²)                | Minimum 35N /mm²<br>Individual Minimum 32N /mm² |              |                | Affirmative           |
| Impact resistance ,as: Coefficient of restitution (COR )                | Declared Value                                  |              | EN ISO 10545-5 | Affirmative           |

| CHARACTERISTICS                                                           | Annex G Group Bla                               | Test Method     | Famarella Test Result |
|---------------------------------------------------------------------------|-------------------------------------------------|-----------------|-----------------------|
|                                                                           | Requirments for normal size n >15cm             |                 |                       |
| Resistance to surface abrasion of glazed tiles intended for use on floors | Abrasion class and cycles passed                | EN ISO 10545-7  | Affirmative           |
| Coefficient of linear thermal expansion                                   | Declared Value                                  | EN ISO 10545-8  | Affirmative           |
| Resistance to thermal shock                                               | Pass according to EN ISO 10545-1                | EN ISO 10545-9  | Affirmative           |
| PHYSICAL PROPERTIES                                                       |                                                 |                 |                       |
| Frost resistance                                                          | Pass according to EN ISO 10545-1                | EN ISO 10545-12 | Affirmative           |
| Water absorption (in %by mass )                                           | E ≤0.5% Individual    maximum 0.6%              | EN ISO 10545-3  | Affirmative           |
| Breaking strength for thickness 7.5mm and more                            | Not less than 1300N                             | EN ISO 10545-4  | Affirmative           |
| Flexural tensile strength or Modulus of rupture (N /mm² )                 | Minimum 35N /mm²<br>Individual minimum 32N /mm² |                 | Affirmative           |
| Resistance to deep abrasion of unglazed tiles: Removed Volume             | Maximum 175mm³                                  | EN ISO 10545-6  | Affirmative           |
| Coefficient of linear thermal expansion                                   | Declared value                                  | EN ISO 10545-8  | Affirmative           |
| Resistance to thermal shock                                               | Pass according to EN ISO 10545-1                | EN ISO 10545-9  | Aft mative            |
| Frost Resistance                                                          | Pass according to EN ISO 10545-1                | EN ISO 10545-12 | Affirmative           |
| CHEMICAL PROPERTIES                                                       |                                                 |                 |                       |
| Resistance to the low concentration of acids & alkanes                    | Declared Value                                  | EN ISO 10545-13 | Affirmative           |
| Resistance to the high concentration of acids & alkanes                   | Declared Value                                  |                 | Affirmative           |
| Resistance to household chemicals & swimming pool salts                   | Minimum Class B                                 |                 | Affirmative           |
| Resistance to staining (unglazed tiles)                                   | Declared Value                                  | EN ISO 10545-14 | Affirmative           |
| Resistance to staining (Unglazed tiles)                                   | Declared value                                  | EN ISO 10545-14 | Affirmative           |
| Resistance to the low concentration of acids & alkalis                    | Declared value                                  | EN ISO 10545-13 | Affirmative           |
| Resistance to the high concentration of acids & alkalis                   | Declared value                                  |                 | Affirmative           |
| Resistance to household chemicals & swimming Pool Salts                   | Minimum class B                                 |                 | Affirmative           |

# Technical Characteristics

## WATER ABSORPTION

ISO 10545-3

The water absorption of Famarella slabs is minimized thanks to production and quality control standards of an extremely high level, which guarantees compactness and a reduced level of porosity. The value given in the tables of technical characteristics refers to the percentage of water absorbed with respect to the mass.

## BENDING RESISTANCE

ISO 10545-4

The value expressed allows an analysis of the ability of the slabs to withstand static and dynamic stress in the test conditions.

## ABRASION RESISTANCE

ISO 10545-6

The test is performed on unglazed (UGL) surfaces in order to determine the quantity of material that is removed following the action of an abrasive disc (150 revs). The Famarella slabs prove to be more resistant the less material is removed by the disc.

## FROST RESISTANCE

ISO 10545-12

Outdoor applications are particularly prone to deterioration due to frost, because in the event that any water absorbed turns into ice, this can lead to the tile breaking. The Famarella slabs are not damaged by frost in any way thanks to their compactness and low porosity.

## RESISTANCE TO CHEMICAL AGGRESSION

ISO 10545-13

The laboratory analysis is able to determine the resistance of glazed (GL) and unglazed (UGL) surfaces to chemical aggression by using acids and bases with a high concentration in line with the following classification: LA, HA, A: no visible effect.

## SLIPPERINESS

DIN 51130-1

In this test, a person is asked to stand on a flat surface covered with tiles and sprinkled with oil. This surface is then tilted until the person, wearing specific footwear, starts to slip. The following classification is established by the angle of inclination of the tiled surface at the moment the person starts to slip:

up to <6° unclassified  
6°< to 10° R9

## STAIN RESISTANCE

ISO 10545-14

Three different elements (oil, iodine solution, and green chrome solution) are applied to and left on the tiles for 24 hours, after which they are then cleaned:

» Class E5

The stain is removed with hot running water for 5 minutes.

» Class E4

The stain is removed using a weak neutral detergent and a non-abrasive sponge.

» Class E3

The stain is removed using a basic detergent containing an abrasive agent and a rotating brush with hard bristles.

» Class E2

The stain is removed using a suitable solvent, left on the stain for 24 hours.

» Class E1

The stain cannot be removed.

## CHARACTERISTICS OF THE Famarella SLABS

The Famarella slabs are produced only with natural, mineral raw materials. Research on the product has made it possible to obtain an effect that is extremely close to the natural material, with the advantage that the typical defects and blemishes in the original product found in nature can be removed using technology.

» Basic formats and special trims can be supplied in autonomous shades. Any minor variations in size fall within the standard tolerance values;  
» Any minor dots add to the natural feel of the material;

» Any second choice or discontinued products are sold on an "as seen" basis and may not be returned;

» The use of Famarella slabs with non-rectified edges is allowed only after the de-tensioning of the slab by removing any excess from the outer edges, as per the specifications in the technical manual.

## DOCUMENTATION

The engineered surface reserves the right to make changes to the products illustrated in this catalog for production requirements or with the aim of improving the technical/aesthetic quality. The samples are purely indicative. The packaging and weight information is shown may vary for production requirements. To avoid any problems, we recommend contacting the sales department at the time of placing an order.

# Use And Maintenance

## SUGGESTIONS FOR CORRECT FITTING AND CLEANING

Although the slabs are mainly intended for furnishing, Famarella slabs may also be fitted in the traditional way as flooring and wall coverings to create spaces with a "total look". The following specifications refer to slabs fitted as flooring and wall coverings. With regard to the gluing of the slabs on furnishing elements, we recommend you consult the Famarella technical manual.

## FITTING

When you receive the material ordered and in any case before fitting, it is important to check carefully the characteristics of the material (compliance with size, shade, and quality). No complaints will be accepted for any materials that have already been fitted if the defects were visible prior to fitting. To obtain the best aesthetic results, we recommend mixing the graphics accurately to avoid repeating patterns and to obtain the best possible results in terms of layout and color. The slabs can be fitted using specific high-performance adhesives for porcelain stoneware, adhesives in category C2 or above. We recommend applying the adhesive on both sides to prevent any breakages of the material once fitted. Please remember that at the time of fitting, the substrate must be stable, dry, and properly prepared, not frosted, and not too hot and that it is necessary in any case to follow the instructions provided by the manufacturers of the materials for the specific substrates and adhesives used. Cement-based adhesives must be applied at room temperature, in general between 5°C and 30/35°C. It is hereby understood that we recommend observing the technical times indicated by the manufacturers of the adhesives used. The most suitable adhesives for fitting the Famarella slabs are listed in the European Standard currently in force: EN12004. When fitting the material, avoid using pencils (graphite) or permanent markers to make marks on the surface, particularly on polished products. The Famarella slabs can be shaped and cut using purpose-built diamond discs and equipment for porcelain stoneware.

## JOINTS AND GROUTING

We strongly advise against fitting the slabs without joints. We also recommend a minimum joint of 3 mm (this type of fitting allows the grout to have a better grip on the sides of the slabs, greater absorption of any movements of the substrate, and consequently of the slabs themselves). In large, open spaces it is absolutely essential to position the expansion joints at regular intervals; in smaller rooms, on the other hand, it is sufficient to leave a slight space between the tiled surface and the walls around the room, adding a final touch with a skirting board or with the wall covering. Please refer in any case to the advice/suggestions of the planner, the works director, or the tile fitter to avoid problems of any sort. For the best possible results, we suggest using tone-on-tone grouting. It is important to remove any excess grouting immediately and accurately after application while still fresh, using a sponge and plenty of water. A few days after fitting, once the joints are completely dry, it is essential to thoroughly clean the tiled surface using buffered acids (see the after fitting instructions) in order to completely remove all cement-based residues.

## CLEANING "AFTER FITTING"

Properly cleaning the files after they have been fitted is crucial. If residues of grouting are not properly removed, this may leave marks that are difficult to remove later, due to a film of cement that can absorb any kind of dirt. It is essential to loosen and eliminate these residues completely using buffered acids diluted in water (read the instructions for use on the packages of the products used), soon after fitting, and to thoroughly rinse any residues from the fitted surface in order to prevent any damage to the material. It is preferable to try cleaning a small part of the surface first; if the results are good, the entire surface can then be cleaned. After this, the floor must then be cleaned using a basic or alkaline detergent. These must be degreasing because the surface treatment might help to trap dirt. For Polished slabs with a marble effect, Famarella recommends taking special care when cleaning the surface using buffered acids, as the surface may be damaged if the acid is not removed quickly. For polished surfaces, the use of non-abrasive cleaning equipment is necessary to prevent the surface from losing its shine or becoming scratched.

## ROUTINE CLEANING

For routine cleaning of the Famarella slabs, we strongly advise against the use of waxes, greasy soaps, fillers and various treatments (water repellent) treatments. In order to prevent any shiny patinas from forming on the slabs, Famarella would like to point out that hydrofluoric acid (HF) and its derivatives cause irrevocable damage to its products. For routine cleaning operations, Famarella recommends the use of bleach and ammonia, appropriately diluted in water; for the Polished finish, it suggests drying the floor after cleaning to avoid any marks.

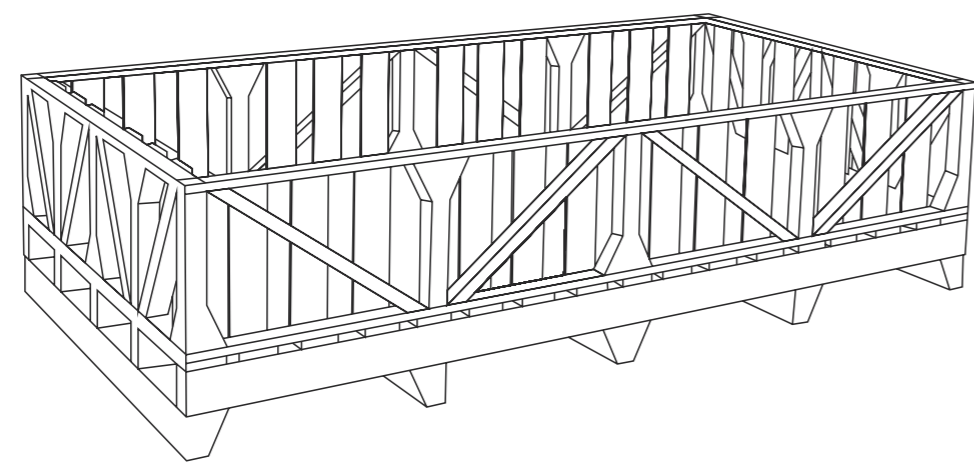
## EXTRAORDINARY CLEANING

In the case of particularly stubborn stains, we recommend the use of specific detergents, which are indicated in greater detail in the table entitled "cleaning products". Furthermore, it should not be forgotten that it is easier to remove any stain when still fresh. It is always important to test the detergents on a small area before applying them to the entire surface, particularly on Polished surfaces.

## RAISED FLOORINGS

In the case of raised floorings, it is not possible to use a large quantity of water; we, therefore, recommend using a floor cloth that has been properly wrung. Routine cleaning must be carried out using purpose made floor cloths, lukewarm water, and detergent, reducing the amount of water used. Stains can still be removed using concentrated products directly on the stains.

# Packing



| Size       | Thickness | Weight<br>Crate | Sqm<br>Piece | Pieces/<br>Box | Kg/<br>Piece | Piece/<br>Crate | Sqm<br>Crate | Pallet/<br>truck | Weight<br>Truck |
|------------|-----------|-----------------|--------------|----------------|--------------|-----------------|--------------|------------------|-----------------|
| 120x280 cm | 6mm       | 2,208           | 3.36         | -              | 48           | 46              | 154.56       | 9                | 19,872          |

# Technical Details

Table -2 Characteristic of Ceramic Tiles Required for Different Applications

| CHARACTERISTICS <sup>a)</sup> |                                                                              | FLOORINGS |          | WALLS    |          | TEST METHOD                         |
|-------------------------------|------------------------------------------------------------------------------|-----------|----------|----------|----------|-------------------------------------|
| A)                            | DIMENSIONS AND SURFACE QUALITY                                               | INTERIOR  | EXTERIOR | INTERIOR | EXTERIOR | REFERENCE                           |
| A.1                           | Length and Width (cm)                                                        | X         | X        | X        | X        | EN ISO 10545-2                      |
| A.2                           | Thickness                                                                    | X         | X        | X        | X        | EN ISO 10545-2                      |
| A.3                           | Straightness of Sides (i.e. Facial Sides) <sup>b)</sup>                      | X         | X        | X        | X        | EN ISO 10545-2                      |
| A.4                           | Rectangularity <sup>b)</sup>                                                 | X         | X        | X        | X        | EN ISO 10545-2                      |
| A.5                           | Surface Flatness                                                             | X         | X        | X        | X        | EN ISO 10545-2                      |
| A.6                           | Surface Quality                                                              | X         | X        | X        | X        | EN ISO 10545-2                      |
| B)                            | PHYSICAL PROPERTIES                                                          | INTERIOR  | EXTERIOR | INTERIOR | EXTERIOR | REFERENCE                           |
| B.1                           | Water Absorption                                                             | X         | X        | X        | X        | EN ISO 10545-3                      |
| B.2                           | Breaking Strength <sup>c)</sup>                                              | X         | X        | X        | X        | EN ISO 10545-4                      |
| B.3                           | Flexural Tensile Strenght <sup>d)</sup> or Modules of Ruptured <sup>d)</sup> | X         | X        | X        | X        | EN ISO 10545-4                      |
| B.4 a                         | Resistance to Deep Abrasion -Unglazed Tiles <sup>d)</sup>                    | X         | X        |          |          | EN ISO 10545-6                      |
| B.4 b                         | Resistance to Surface Abrasion -Glazed Tiles <sup>c)</sup>                   | X         | X        |          |          | EN ISO 10545-7                      |
| B.5                           | Leaner Thermal Expansion <sup>e)</sup>                                       | X         | X        | X        | X        | EN ISO 10545-8                      |
| B.6                           | Resistance to Thermal Shock <sup>f)</sup>                                    | X         | X        | X        | X        | EN ISO 10545-9                      |
| B.7                           | Resistance to Crazing <sup>g)</sup>                                          | X         | X        | X        | X        | EN ISO 10545-11                     |
| B.8                           | Freeze -Thaw Resistance <sup>h)</sup>                                        |           | X        |          | X        | EN ISO 1015-12                      |
| B.9                           | Slipperiness                                                                 | X         | X        |          |          | FprCEN /TS 16165:2011 <sup>9)</sup> |

| CHARACTERISTICS <sup>a)</sup> |                                                                                   | FLOORINGS |          | WALLS    |          | TEST METHOD       |
|-------------------------------|-----------------------------------------------------------------------------------|-----------|----------|----------|----------|-------------------|
| B.10 a                        | Bond Strength / Adhesion <sup>k)</sup> - Cementitious Adhesives                   |           |          | X        | X        | EN 12004:2007,4.1 |
| B.10 b                        | Bond Strength / Adhesion <sup>k)</sup> - Dispersion Adhesives                     |           |          | X        | X        | EN 12004:2007,4.2 |
| B.10 c                        | Bond Strength / Adhesion <sup>k)</sup> - Reaction Resin Adhesives                 |           |          | X        | X        | EN 12004:2007,4.3 |
| B.10 d                        | Bond Strength / Adhesion <sup>k)</sup> - Mortar                                   |           |          | X        | X        | EN ISO 10545-12   |
| B.11                          | Moisture Expansion <sup>l)</sup>                                                  | X         | X        | X        | X        | EN ISO 10545-10   |
| B.12                          | Small Color Differences <sup>m)</sup>                                             | X         | X        | X        | X        | EN ISO 10545-16   |
| B.13                          | Impact Resistance <sup>n)</sup>                                                   | X         | X        |          |          | EN ISO 10545-5    |
| B.14                          | Reaction to Fire <sup>o)</sup>                                                    | X         |          | X        | X        | WT                |
| B.15                          | Tactility <sup>p)</sup>                                                           | X         | X        |          |          | CEN TS 15209)     |
| C)                            | CHEMICAL PROPERTIES                                                               | INTERIOR  | EXTERIOR | INTERIOR | EXTERIOR | REFERENCE         |
| C.1 a                         | Resistance to Staining -Glazed Tiles <sup>q)</sup>                                | X         | X        | X        | X        | EN ISO 10545-14   |
| C.1 b                         | Resistance to Staining -Unglazed Tiles <sup>q)</sup>                              | X         | X        | X        | X        | EN ISO 10545-14   |
| C.2 a                         | Resistance to Acids and Alkalis of Low Concentration <sup>r)</sup>                | X         | X        | X        | X        | EN ISO 10545-13   |
| C.2 b                         | Resistance to Acids and Alkalis of High Concentration <sup>r)</sup>               | X         | X        | X        | X        | EN ISO 10545-13   |
| C.2 c                         | Resistance to Household Cleaning Agents and Swimming Pool Chemicals <sup>r)</sup> | X         | X        | X        | X        | EN ISO 10545-13   |
| C.3 a                         | Release of Cadmium -Glazed Tilest <sup>s)</sup>                                   | X         | X        | X        | X        | EN ISO 10545-15   |
| C.3 b                         | Release of Lead -Glazed Tilest <sup>s)</sup>                                      | X         | X        | X        | X        | EN ISO 10545-15   |
| C.3 c                         | Release of Other Dangerous Substances <sup>s)</sup>                               | X         | X        | X        | X        | As Relevant       |

Ceramic tiles shall be classified into groups according to two parameters: by their method of manufacture (also referred to "shaping") that is, extrusion (method A) or dry-pressing (method B), and by their water absorption level (see 3.9 and Table 1). The groups do not presuppose the usage of the products. The requirements for each product group shall be as given in Annexes A to L.

Table 1 - Classification of ceramic tiles with respect to water absorption and shaping

| Shaping                 | Water Absorption ( $E_b$ )                                       |                                                         |                                                         |                                          |
|-------------------------|------------------------------------------------------------------|---------------------------------------------------------|---------------------------------------------------------|------------------------------------------|
|                         | Group I<br>$E_b \leq 3\%$                                        | Group II <sub>a</sub><br>$3\% < E_b \leq 6\%$           | Group II <sub>b</sub><br>$6\% < E_b \leq 10\%$          | Group III<br>$E_b > 10\%$                |
| Method A<br>Extruded    | Group AI <sub>a</sub><br>$E_b \leq 0.5\%$<br>(see Annex L)       | Group AII <sub>a-1</sub> <sup>a)</sup><br>(see Annex B) | Group AII <sub>b-1</sub> <sup>a)</sup><br>(see Annex D) | Group AIII<br>(see Annex F)              |
|                         | Group AI <sub>b</sub><br>$0.5\% < E \leq 3\%$<br>(see Annex A)   | Group AII <sub>a-2</sub> <sup>a)</sup><br>(see Annex C) | Group AII <sub>b-2</sub> <sup>a)</sup><br>(see Annex E) | Group BIII <sub>b</sub><br>(see Annex K) |
| Method B<br>Dry-pressed | Group BI <sub>a</sub><br>$E_b \leq 0.5\%$<br>(see Annex G)       | Group BII <sub>a</sub><br>(see Annex I)                 | Group BII <sub>b</sub><br>(see Annex J)                 |                                          |
|                         | Group BI <sub>b</sub><br>$0.5\% < E_b \leq 3\%$<br>(see Annex H) |                                                         |                                                         |                                          |

a) Groups AII and AIII, are divided into two parts (parts 1and 2) with different product specifications. Part 1 covers most of the tiles in the group; part 2 covers certain specific products, which are manufactured under different names (e.g. terre cuite in France and Belgium, cotton in Italy, and baldosin Catalan in Spain).

b) Group BIII covers glazed ceramic tiles only. There is no quantity of dry-pressed unglazed tiles produced with water absorption greater than 10% that is not covered by this product group.

- a Requirements for these characteristics are given in Annex A to L.
- b Not applicable for ceramic tiles having curved shapes.
- c For floorings only.
- d For walls only.
- e See N.2.2.
- f For ceramic tiles which intended use is subject to localized thermal shock
- g For glazed ceramic tiles only.
- h For ceramic tiles that are intended to be used where frost may apply.
- i For floorings on pedestrian circulation areas (where required are regulation).
- j Unless a different test method is required by national regulations in the market of the relevant Member State(s) for the intended use, in which case the test method and results shall be declared as given therein.
- k For walls when performing the test with actual ceramic tiles and suitable adhesive(s) or mortar only.
- l See N.2.3.
- m See N.2.6.
- n See N.2.1.
- o For ceramic tiles intended to be used for internal floorings and for internal and external walls only.
- p For tactile paving surface only i.e. when required for blind or vision impaired persons.
- q See N.2.5.
- r See N.2.4.
- s When relevant, see Notes 1 and 2 in ZA.1 for the release of other dangerous substances, if any.
- For glazed ceramic tiles only, when intended to be used on worktops and on wall surfaces where food preparation takes place and food may be in direct contact with the glazed tile surface. As indicative limits, reference could be made to Direct 2005/31/CE.
- t

NOTE 1 Characteristics given in this table in “plain” text are relevant to all intended uses, while those in “italics” are additionally relevant for the specific intended use(s) only.

NOTE 2 Characteristics, given in this table in "bold" text, are the mandated essential characteristics or the corresponding proxy characteristics (for CE marketing, see Annex ZA) and those in “normal” text, the voluntary characteristics (not for CE marketing).

Requirements for Dry-pressed Ceramic Tiles With Low Water Absorption of GROUP BI<sub>a</sub> (E<sub>b</sub> ≤0.5%)

Requirements for Dimension and Surface Quality and for Physical and Chemical Properties of this Group of Ceramic Tiles Shall be in Accordance With Table G.1

Table G.1 - Requirements for Dry-pressed Ceramic Tiles with Low Water Absorption, GROUP BI<sub>a</sub> (E<sub>b</sub> ≤0.5%)


| CHARACTERISTICS                                                                                      | Requirements for Nominal Size N                                                              |           |         | Test Method    |
|------------------------------------------------------------------------------------------------------|----------------------------------------------------------------------------------------------|-----------|---------|----------------|
|                                                                                                      | 7 cm< N <15 cm                                                                               | N ≥ 15 cm |         |                |
|                                                                                                      | (mm)                                                                                         | %         | (mm)    |                |
| A) DIMENSIONS AND SURFACE QUALITY                                                                    |                                                                                              |           |         |                |
| A.1 LENGTH AND WIDTH                                                                                 |                                                                                              |           |         |                |
| The Work Size Shall be Chosen as Follows for :                                                       |                                                                                              |           |         |                |
| a) Modular Tiles :                                                                                   | In order to allow a nominal joint width of between 2 and 5mm                                 |           |         | -              |
| b) Non -modular Tiles :                                                                              | So that the difference between the work size and normal size is not more than 2% (max 0.5mm) |           |         | -              |
| The Permissible Deviation of the Average Size for the Each Tile (2 or 4Sides) From the Work Size (W) | +0.9 mm                                                                                      | ±0.6%     | ±2.0 mm | EN ISO 10545-2 |
| A.2 THICKNESS                                                                                        |                                                                                              |           |         |                |
| a) The Thickness Shall be specified                                                                  | Declared thickness                                                                           |           |         | -              |
| b) The Permissible Deviation ,of the Average Thickness of Each Tile from the Work Size Thickness     | +0.5 mm                                                                                      | ±5%       | +0.5 mm | EN ISO 10545-2 |
| A.3 STRAIGHTNESS OF SIDES (Facial Sides)                                                             |                                                                                              |           |         |                |
| The Maximum Permissible Deviation from Straightness, Related to the Corresponding Wok Size           | +0.75 mm                                                                                     | ±0.5%     | +1.5 mm | EN ISO 10545-2 |
| A.4 RECTANGULARITY <sub>b</sub>                                                                      |                                                                                              |           |         |                |
| The Maximum Permissible Deviation from Rectangularity, Related to the Corresponding Work Size        | +0.75 mm                                                                                     | ±0.5%     | +2 mm   | EN ISO 10545-2 |
| A.5 SURFACE FLATNESS                                                                                 |                                                                                              |           |         |                |


| CHARACTERISTICS                                                                              | Requirements for Nominal Size N                                          |           |       | Test Method                          |
|----------------------------------------------------------------------------------------------|--------------------------------------------------------------------------|-----------|-------|--------------------------------------|
|                                                                                              | 7 cm< N <15 cm                                                           | N ≥ 15 cm |       |                                      |
|                                                                                              | (mm)                                                                     | %         | (mm)  |                                      |
| b) Edge Curvature, Related to the Corresponding Work Size                                    | +0.75 mm                                                                 | ±0.5%     | +2 mm | EN ISO 10545-2                       |
| B) PHYSICAL PROPERTIES                                                                       |                                                                          |           |       |                                      |
| B.1 WATER ABSORPTION<br>(IN %BY MASS )                                                       | E <sub>b</sub> ≤ 0.5<br>Individual maximum 0.6%                          |           |       | EN ISO 10545-3                       |
| B.2 BREAKING STRENGTH, FOR :                                                                 |                                                                          |           |       |                                      |
| a) Thickness ≥ 7.5mm                                                                         | Not less than 1300N                                                      |           |       | EN ISO 10545-4                       |
| b) Thickness < 7.5mm                                                                         | Not less than 700N                                                       |           |       | EN ISO 10545-4                       |
| B.3 FLEXURAL TENSILE STRENGTH OR MODULUS OF RUPTURE <sup>d</sup>                             | Minimum 35N /mm <sup>2</sup><br>Individual minimum 32N / mm <sup>2</sup> |           |       | EN ISO 10545-4                       |
| B )PHYSICAL PROPERTIES                                                                       |                                                                          |           |       |                                      |
| B.4 ABRASION RESISTANCE                                                                      |                                                                          |           |       |                                      |
| a) Resistance to Deep Abrasion of Unglazed Tiles :<br>Removed Volume                         | Maximum 175 mm <sup>3</sup>                                              |           |       | EN ISO 10545-6                       |
| b) Resistance to Surface Abrasion of Glazed Tiles<br>Intended for Use on Floors <sup>e</sup> | Abrasion class and cycles passed                                         |           |       | EN ISO 10545-7                       |
| B.5 COEFFICIENT OF LINEAR THERMAL EXPANSION                                                  |                                                                          |           |       |                                      |
| - From Ambient Temperature to 100 °C                                                         | Declared value <sup>f</sup>                                              |           |       | EN ISO 10545-8                       |
| B.6 THERMAL SHOCK RESISTANCE                                                                 | Pass according to EN ISO 10545-1 <sup>g</sup>                            |           |       | EN ISO 10545-9                       |
| B.7 CRAZING RESISTANCE: Glazed Tiles <sup>h</sup>                                            | Pass according to EN ISO 10545-1 <sup>g</sup>                            |           |       | EN ISO 10545-11 <sup>h</sup>         |
| B.8 FROST RESISTANCE                                                                         | Pass according to EN ISO 10545-1 <sup>g</sup>                            |           |       | EN ISO 10545-12                      |
| B.9 SLIPPERINESS                                                                             | Declared value (s) <sup>g</sup>                                          |           |       | PrCEN /TS<br>16165:2011 <sup>i</sup> |
| B.10 BOND STRENGHT / ADHESION <sup>j</sup> , FOR :                                           |                                                                          |           |       |                                      |


| CHARACTERISTICS                                              | Requirements for Nominal Size N              |           |      | Test Method                |
|--------------------------------------------------------------|----------------------------------------------|-----------|------|----------------------------|
|                                                              | 7 cm< N <15 cm                               | N ≥ 15 cm |      |                            |
|                                                              | (mm)                                         | %         | (mm) |                            |
| a) Glazed Tiles                                              | ΔE<0.75                                      |           |      | EN ISO 10545-16            |
| b) Unglazed Tiles                                            | ΔE <1.0                                      |           |      | EN ISO 10545-16            |
| B.13 IMPACT RESISTANCE, as:                                  |                                              |           |      |                            |
| - Coefficient of Restitution (COR)                           | Declared value <sup>f</sup>                  |           |      | EN ISO 10545-5             |
| B.14 REACTION TO FIRE                                        | (Class A1 or A1 <sub>FL</sub> ) <sup>m</sup> |           |      | -                          |
| B.15 TACTILITY <sup>n</sup>                                  | Declared surface description <sup>o</sup>    |           |      | CEN /TS 15209 <sup>i</sup> |
| C) CHEMICAL PROPERTIES                                       |                                              |           |      |                            |
| C.1 RESISTANCE TO STAINING, FOR :                            |                                              |           |      |                            |
| a) Glazed Tiles                                              | Minimum calss 3                              |           |      | EN ISO 10545-14            |
| b) Unglazed Tiles                                            | Declared value <sup>f</sup>                  |           |      | EN ISO 10545-14            |
| C.2 RESISTANCE TO CHEMICAL                                   |                                              |           |      |                            |
| a) Resistance to Low Concentration of Acids and Alkalis      | Declared value <sup>f</sup>                  |           |      | EN ISO 10545-13            |
| b) Resistance to High Concentration of Acids and Alkalis     | Declared value <sup>f</sup>                  |           |      | EN ISO 10545-13            |
| c) Resistance to Household Chemicals and Swimming Pool Salts | Minimum calss B                              |           |      | EN ISO 10545-13            |
| C.3 RELEASE OF DANGEROUS SUBSTANCES                          |                                              |           |      |                            |
| a) Cadmium (in mg /dm²)                                      | Declared value <sup>o</sup>                  |           |      | EN ISO 10545-15            |
| b) Lead (in mg /dm²)                                         | Declared value <sup>o</sup>                  |           |      | EN ISO 10545-15            |
| c) Other Dangerous Substances <sup>o</sup>                   | Declared value                               |           |      | As Relevant                |


- a Similar joint widths may be used to apply to the traditional systems based on non-metric sizes.
- b Not applicable for tiles having curved shapes.
- c Because of firing, a slight variation from the standard color is unavoidable. This does not apply to intentional irregularities of color variation of the face of tiles(which can be unglazed, glazed, or partly glazed) or to the color variation over a tile area which is characteristic of the given tile and desirable. Spots or colored dots which are introduced for decorative purposes are not considered a defect.
- d Not applicable to ceramic tiles with breaking strength > 3000 N
- e Where required, the abrasion class resistance according to Annex M may be declared.
- f
- g See Annex N additional information on applicability.
- h See table 2 for uses where it is applicable.
- i
- j Certain decorative effects may have a tendency to craze. They are to be identified by the manufacturer, in which case the crazing test given in EN ISO 11-10545 is not applicable.
- k
- l Unless a different test method is required by national regulations in the market of the relevant member state(s) for the intended use, in which case the test method and result shall be declared as given therein (as long as consolidated European test method is not available).
- m For intended uses subject to requirements against accidental fall of the object on to transit areas only. Tests are to be performed using the actual tiles and suitable adhesive and/or mortar.
- n For the types of adhesives, defined in EN 12004:2007 only.
- o The proposed test methods are intended to determine the adhesion strength of the adhesive and have not been developed to determine ceramic the characteristics. Thus, there might be no correlation between the declared bond strength and the performance of the tile in use (other factors proper installation techniques and type of background support will influence the final performance).
- Ceramics, as a homogeneously distributed material used for ceramic tiles, is considered as a material of known and stable performance with respect to the reaction to fire performance as it does not consist of any organic material. As such it does not contribute to the fire and it may be considered without the need for testing (CWT) as the class AT material7.
- The reaction to the fire performance of ceramic tiles may also be classified also as class AT according to EN ISO 1-13501.
- For tactile paving surface i.e. when required for blind or vision impaired persons.
- When relevant, see notes 1 and 2 in ZA.1 for the performance of the product concerning these characteristics, if any to be declared.


# Symbology


 Chemical resistance


 Frost resistance

 Thermal shock

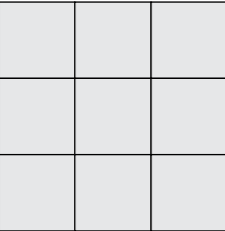
 Stain resistance

 Deep abrasion resistance

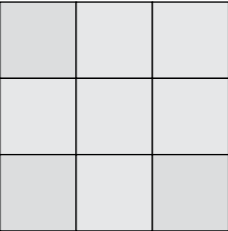
 Breaking strength

 Low water absorption


SHADE VARIATION




V1 Uniform appearance



V2 Slight variation



V3 Moderate variation



V4 Random variation

# Cleaning Products

| TYPES OF DETERGENT<br><small>Where the sale is permitted</small> | SOLVENTS<br><small>(bleach, turpentine, acetone, trichloroethylene, nitro thinner)</small> |       |          | ACIDS<br><small>(muriatic acid ,hydrochloric acid, phosphoric acid)</small> |       |          | ALKALINE -BASED DETERGENTS<br><small>(professional alkaline detergents )</small> |       |          |
|------------------------------------------------------------------|--------------------------------------------------------------------------------------------|-------|----------|-----------------------------------------------------------------------------|-------|----------|----------------------------------------------------------------------------------|-------|----------|
| SURFACE                                                          | Matte                                                                                      | Satin | Polished | Matte                                                                       | Satin | Polished | Matte                                                                            | Satin | Polished |
| TYPE OF STAINS                                                   |                                                                                            |       |          |                                                                             |       |          |                                                                                  |       |          |
| Coffee                                                           |                                                                                            |       | ■        |                                                                             |       |          |                                                                                  |       |          |
| Lime scail                                                       |                                                                                            |       |          | ■                                                                           | ■     | ■        |                                                                                  |       |          |
| Tar                                                              | ■                                                                                          | ■     |          |                                                                             |       |          |                                                                                  |       |          |
| Concrete                                                         |                                                                                            |       |          | ■                                                                           | ■     | ■        |                                                                                  |       |          |
| Candle wax                                                       | ■                                                                                          | ■     | ■        |                                                                             |       |          |                                                                                  |       |          |
| Coca Cola                                                        |                                                                                            |       | ■        |                                                                             |       |          |                                                                                  |       |          |
| Glue                                                             | ■                                                                                          | ■     | ■        |                                                                             |       |          |                                                                                  |       |          |
| Chewing gum                                                      | ■                                                                                          | ■     | ■        |                                                                             |       |          | ■                                                                                | ■     |          |
| Rubber marks from tyres or shoes                                 | ■                                                                                          | ■     | ■        |                                                                             |       |          |                                                                                  |       |          |
| Grease ,Oil                                                      |                                                                                            |       |          |                                                                             |       |          | ■                                                                                | ■     | ■        |
| Ink                                                              | ■                                                                                          | ■     | ■        |                                                                             |       |          |                                                                                  |       |          |
| Nicotine                                                         | ■                                                                                          | ■     | ■        |                                                                             |       |          |                                                                                  |       |          |
| Felt -tip pen                                                    | ■                                                                                          | ■     | ■        |                                                                             |       |          |                                                                                  |       |          |
| Tomato                                                           |                                                                                            |       | ■        |                                                                             |       |          |                                                                                  |       |          |
| Resins                                                           | ■                                                                                          | ■     | ■        |                                                                             |       |          |                                                                                  |       |          |
| Rust                                                             |                                                                                            |       |          | ■                                                                           | ■     | ■        |                                                                                  |       |          |
| Nail varnish                                                     | ■                                                                                          | ■     | ■        |                                                                             |       |          |                                                                                  |       |          |
| Cigarette burns                                                  |                                                                                            |       |          | ■                                                                           | ■     | ■        |                                                                                  |       |          |
| Tea                                                              |                                                                                            | ■     | ■        |                                                                             |       |          |                                                                                  |       |          |
| Wall paint                                                       | ■                                                                                          | ■     | ■        | ■                                                                           | ■     | ■        |                                                                                  |       |          |

For information and advice, please contact Famarella directly.



famarella.it

Indirizzo Ufficio  
Piazzale Paolo Teggia 9 int. 9v  
41049 Sassuolo

Servizio Clienti  
0039-0536-1820370  
cs@famarella.com

